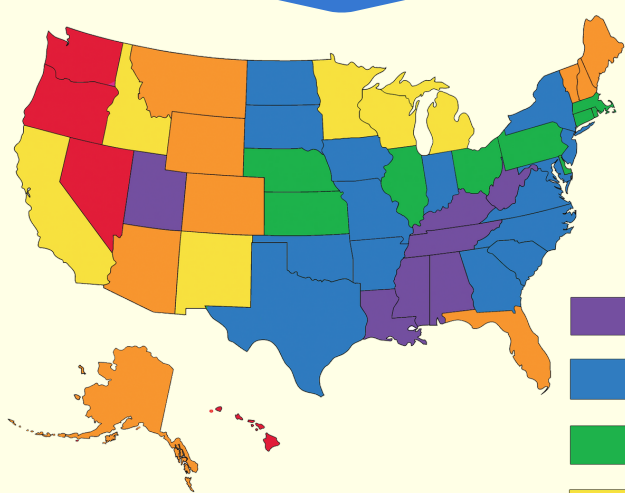


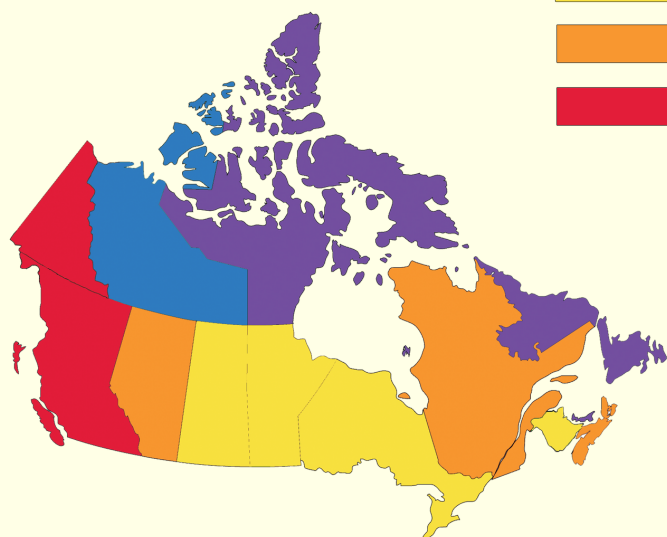
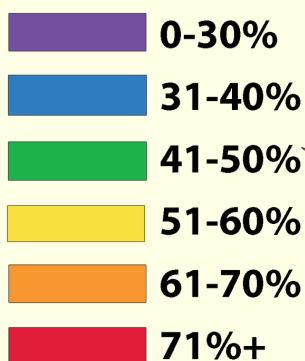
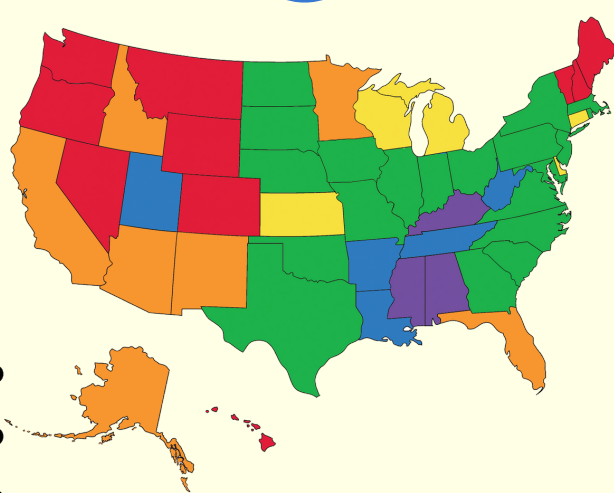
2019 ANNUAL STATISTICS REPORT

*CREMATION RATES CONTINUE TO GROW CONFIRMING
THAT CREMATION IS THE NEW TRADITION.*

2014



2018



2018




53.1%



72.1%

WHILE
CANADIAN
RATES
FOLLOWED A
SLIGHTLY
DIFFERENT
TRAJECTORY,
BOTH
COUNTRIES
EXPERIENCED
A SIMILAR
UPWARD
TREND.

2023



59.4%



76.9%

Source: CANA

www.cremationassociation.org

THIS YEAR'S FINAL 2017 AND PROVISIONAL 2018
NUMBERS DEMONSTRATE THAT THE ACTUAL
GROWTH IN CREMATION RATES IS EXCEEDING THE
PROJECTED RATES PUBLISHED IN PRIOR YEARS.